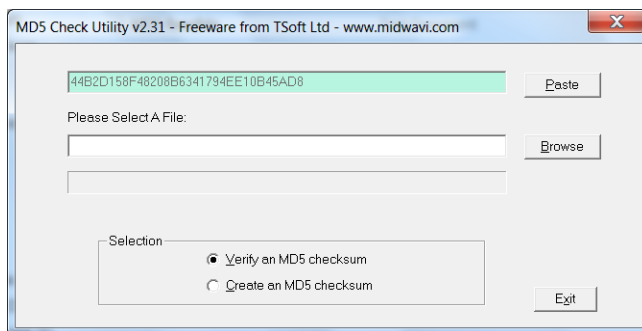


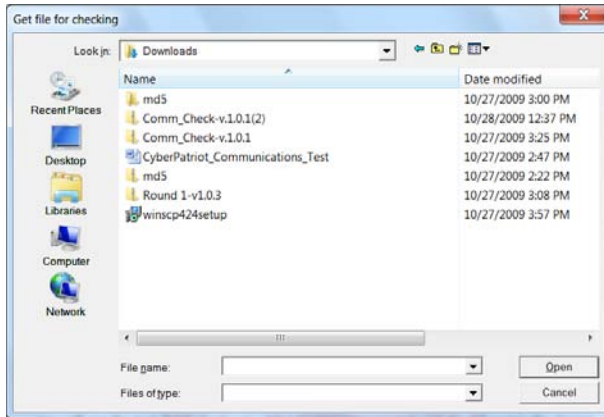
## How to Verify Downloads

Prior to unzipping any virtual image you download as part of the CyberPatriot program, you should verify that you received a “clean” download of the image by matching the checksum of the zip file you downloaded to the checksum of the zip file on the web server by following these simple steps.

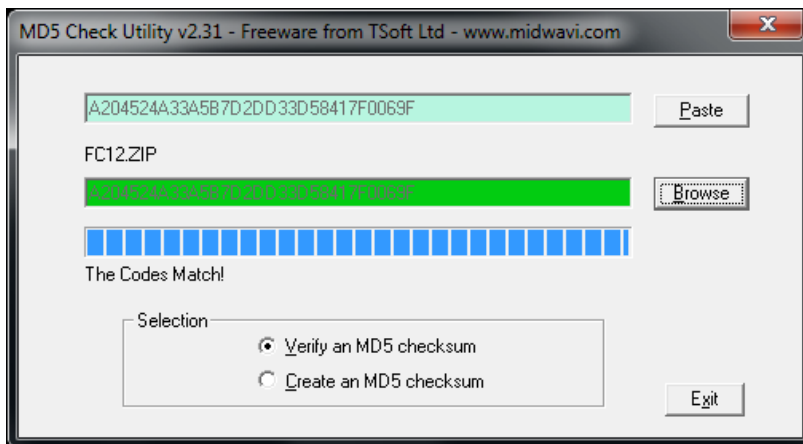
1. Download “md5.exe” from <http://www.highschoolcdc.com/html/downloads.html>
2. Double-click “md5.exe” to launch the checksum program (it may show up as an application labeled “md5” on your system if you are hiding file extensions). When launched the program should look something like this:



3. The top field contains the checksum you wish to match – this is the checksum of the zip file on the server or the “original” file. If you look at <http://www.highschoolcdc.com/html/training.html> you will see the text “MD5 checksum = A204524A33A5B7D2DD33D58417F0069F” next to the FC12 Image. The “A204524A33A5B7D2DD33D58417F0069F” is the value that should be placed in the top field if you are trying to verify the FC12 zip file. You can copy the value by copying it from the website and then clicking the “Paste” button in the MD5 Check Utility program. NOTE: The Ctrl-V shortcut does not work, you must use the Paste button.
4. After you have entered the original checksum click on the “Browse” button to select the zip file you downloaded to your system. Clicking on the “Browse” button will bring up a file window where you can browse to and select the zip file on your system (the one you downloaded). Find the “FC12.zip” file on your system, select it in the file window, and then click “Open”.

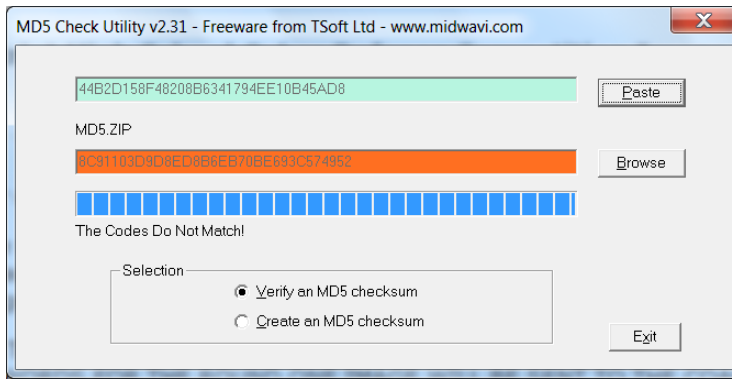


5. After you have selected the "FC12.zip" file and clicked "Open" the MD5 program will start to calculate the checksum of the zip file on your system. A progress meter increments as the checksum is calculated. Please note this can take a few moments depending on the speed of your computer.
6. If the checksums match – you should see this:



This means the file you have on your local system is the same as the file on the web server. You have a "clean" download and should now be able to unzip the file. Please do not attempt to unzip the file until you have verified that the checksums match.

7. If the checksums do not match you will see something like this:



This means the zip file you downloaded does not match the zip file on the server and you have an incomplete or corrupt download. Please try downloading the "FC12.zip" again.

NOTE: If you are familiar with verifying MD5 checksums you may use any program you wish to verify your downloaded zip file. MD5 Check Utility is a free utility from TSoft Ltd and is not owned, controlled, or officially endorsed by CyberPatriot.